

TUME CK - seed drills



Advanced technology

1. The Tume transmission is uncomplicated and therefore extremely reliable. The transmission includes two roller chains and very few lubrication points. The transmission is prepared for the installation of seed dressing applicator, agitator shaft or grass seed box attachment. Changing the feeding speed to low gear for small seed is easily done by moving a pin from one shaft to the other.

2. Working width and overall width are almost the same.
3. To check the rates are right, all drills come with a special calibration test tray.
4. Optional equipments: Rear crumbler roller (with step). Grass seed box. Rear harrow

(with step). Press wheels (with step). Hydraulic bout markers. Rear step for filling (not needed when optional rear harrow or crumbler roller is ordered). Electronic tramlining. Electronic ha meter. Electronic rotation & level control. End tow kit for CK 4000. Drills can be supplied with Wing, Disc or Suffolk Coulters.



TECHNICAL DATA

	CK 3000	CK 4000
Working width	3,0	4,0
Hopper capacity	610	840
Weight	420	520
Weight, full hoppers	900	1190
Dimensions – height	120	120
- width	307	407
- length	105	105
Tyres	635/190 x 15	10.0/80 x 12



TUME-AGRI OY

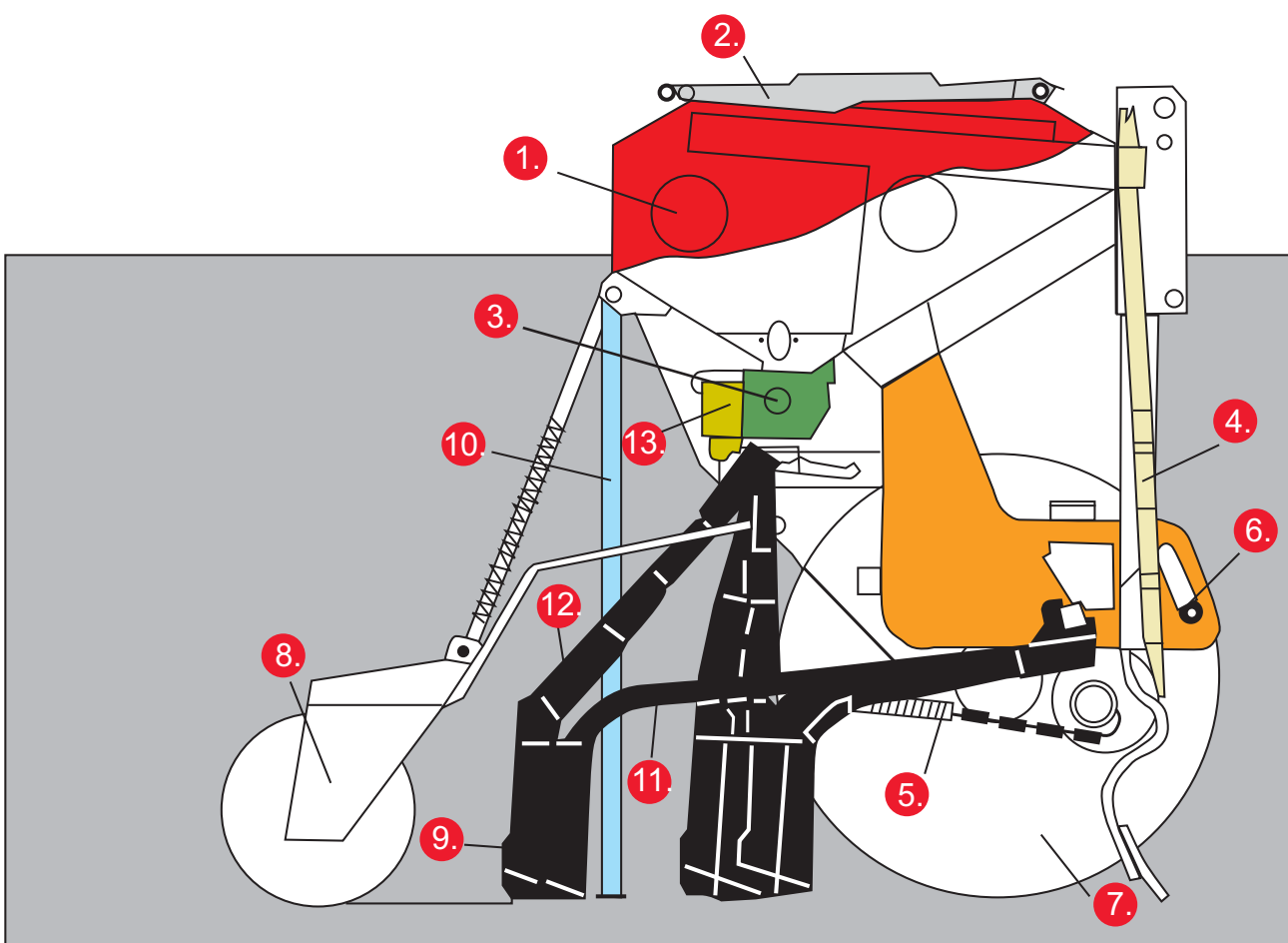
PL 77, 14201 TURENKI
Puh 0207 433 060, faksi (03) 688 2305
www.tumeagri.fi

TUME - a hopper bigger than the rest

A unique feature of the Tume range of drills is that the hopper capacities are greater than any other machine of similar width. This means less stoppages, less down time, higher output. When it comes to emptying, outlets for seed at the bottom of the hopper can be easily opened to remove every last seed, eliminating wastage and leaving the drill thoroughly cleaned.

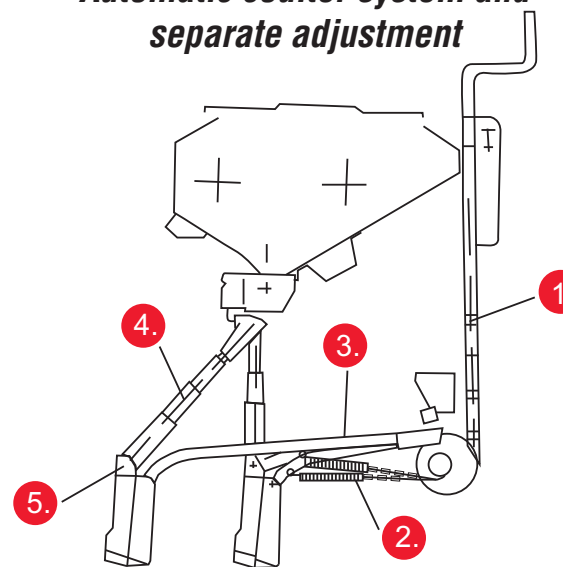


Tume was the first Finnish manufacturer of agricultural machinery to introduce the plastic coating-based painting technique. The surface is first thoroughly cleaned with alkali and then zinc coated. It is then electrostatically sprayed with a very fine polyester powder coating. At a temperature of 240 °C, the coating fuses to give a flexible film that stands up to heavy wear and tear.




- | | |
|---|--|
| 1. Large hopper capacity | 7. Wheel |
| 2. Strong well fitting lid | 8. Press wheels, crumbler roller (options) |
| 3. Seed chambers are mounted in the mids of the hopper bottom | 9. Seed coulters |
| 4. Central coulters pressure adjustment | 10. Supporting leg |
| 5. Individual coulters pressure adjustment | 11. Coulters arm |
| 6. Quick coupling bar | 12. Seed tube |
| | 13. Calibration through |

Automatic coulters system and separate adjustment



1. Main control for coulters pressure. Wide control range. Hydraulic control as an option.
2. Separate control for individual coulters. Spring tension independent of height of coulters.
3. Welded coulters arm. Rigid in lateral position.
4. Seed delivery tube. Produces a seed layer of even depth.
5. Steeply sloping, corrosion-resistant telescopic feed tubes.



Seed chambers are directly at the bottom of the hopper. Spacious, correctly dimensioned hoppers. Large, strong lids open up for easy filling. Hopper has mesh filter screen.



The stepless feed rate adjustment for seed is both constantly accurate and reliable at all settings.

TUME - the pioneer of the wing coulters

The seed coulters, which are easy to change, can be adjusted either centrally or individually. The range of coulters is wide. Suffolk, wing and single-disc coulters are all suitable for CK drills.



This innovative design with its wing configuration ensures three essential benefits to the crop drilled:

- More area around each seed
- Less room for weeds
- More moisture available to each seed for better germination



The unique quick coupling bar makes life a bit easier during the busy season.